

**Week (25<sup>th</sup> January – 29<sup>th</sup> January) Class: 2<sup>nd</sup>**

Subject Area	Monday	Tuesday	Wednesday	Thursday	Friday
<u>English</u>	<p><b>Spellings:</b> Spellbound Unit 15 box 1 Activities A+B</p> <p><b>Reading:</b> Choose one comprehension from yellow folder.</p> <p><b>Writing:</b> My News – try to write three or four more sentences than last week. Use CUPS card to check your work.</p> <p>Handwriting book page 32 (letter m) <b>VIDEO</b></p>	<p><b>Spellings:</b> Spellbound Unit 15 box 2 Activities C+D</p> <p><b>Reading:</b> Read yesterday's comprehension and answer questions orally. <b>Seesaw Task</b> – record yourself reading 6-8 lines.</p> <p><b>Writing:</b> Complete the sheet attached (page 109) about our next story 'Lainey's Box of Delights' before reading any of the story. <b>VIDEO</b> – I will then read the first half of the story.</p>	<p><b>Spellings:</b> Spellbound Unit 15 box 3 Activities E+F</p> <p><b>Reading:</b> Choose new comprehension from yellow folder.</p> <p><b>Writing:</b> <b>VIDEO</b> – I will read the last of the story 'Lainey's Box of Delights'. After listening to story complete sheet attached (page 110) – book talk.</p>	<p><b>Spellings:</b> Spellbound Unit 15 box 4 Activities G+H</p> <p><b>Reading:</b> Read yesterday's comprehension and answer questions orally.</p> <p><b>Writing:</b> Worksheet attached (page 111). Complete part A orally and complete part B on the sheet or in your copy.</p> <p>Handwriting book page 33 (letter n) <b>VIDEO</b></p>	<p><b>Test – <u>video will be available online</u></b></p> <p><b>Reading:</b> Own Choice and <b>VIDEO</b> – 'James and the Giant Peach' by Roald Dahl every Friday for 5 minutes.</p> <p><b>Writing:</b> 'Lainey's Box of Delights' – comprehension questions part A (attached p. 112). Use full sentences to answer questions. <b>VIDEO</b> – I will go through the questions and read the story.</p>
<u>Maths</u>	<p>Subtraction tables 3</p> <p>Fractions – Worksheet attached <b>VIDEO</b></p>	<p>Subtraction tables 3</p> <p>Planet Maths p.95 - <b>VIDEO</b></p>	<p>Subtraction tables 3</p> <p>Planet Maths p.96- <b>VIDEO</b></p>	<p>Subtraction tables 3</p> <p>Planet Maths p.97 - <b>VIDEO</b></p>	<p><b>Test – <u>video will be available online</u></b></p> <p>Planet Maths – p.98 <b>VIDEO</b></p>

<u>Gaeilge</u>	<p>Litriú – ‘u’ page120 (bus, ubh, dubh)</p> <p>Bua na Cainte I.70 - <b>VIDEO</b></p>	<p>Litriú – ‘u’ page120 (muc, subh)</p> <p>Bua na Cainte I.71 - <b>VIDEO</b></p>	<p>Litriú – ‘u’ page120 Luch, cupán)</p> <p><b>VIDEO</b></p>	<p>Litriú – ‘u’ page120 <b>Complete page 120 and look over all spellings.</b></p> <p>Bua na Cainte I.72 - <b>VIDEO</b></p>	<p><b>Test – <i>video will be available online</i></b></p> <p>Bua na Cainte I.73 - <b>VIDEO</b></p>
	<p><b>My Relations (family)</b> Sheet attached (page 117). Write their names or draw pictures of the people and label who they are.</p>	<p><b>Family Wall</b> Sheet attached (page 118). Draw and name some of you relations on the different layers of the wall.</p>	<p><b>My Family Shield</b> Template attached (page 119). Design a shield that tells something about your family. Write your family name in the space at the bottom.</p>	<p><b>People at Work</b> Sheet attached. Interview someone in your family about their job. You may like to add in your questions on the back of the sheet.</p>	<p><b>Laundry Art</b> Using your clothes, I want you to create a picture. You might create a person, a picture of the beach or anything you can think of. Use your imagination!</p>

**Extension Work (if you would like some more work, or a challenge) Doesn't have to be completed on given days.**

Subject Area	Monday	Tuesday	Wednesday	Thursday	Friday
PE	What's your name workout? (sheet attached)	'Fitness Simon Says' with your family. (sheet attached).	15 Min Kids Dance Fitness Workout <a href="https://www.youtube.com/watch?v=D80LZz2WkZs&amp;feature=youtu.be">https://www.youtube.com/watch?v=D80LZz2WkZs&amp;feature=youtu.be</a>	Create your own dance or workout using all the different moves you have been learning.	Go Noodle
	<u>Boggle</u> Sheet attached.	<u>Rhyming word challenge</u> . Sheet attached – Write as many words as you can think of that rhyme with the given word.	Two Maths Puzzles attached	<u>Maths Game</u> <a href="https://www.topmarks.co.uk/maths-games/hit-the-button">https://www.topmarks.co.uk/maths-games/hit-the-button</a> Choose 'number bonds' and then 'addition within 10' or 'addition within 20'. You could try subtraction too.	Comprehension Questions part B + C.

**Choice Board – Complete some of these activities throughout the week.**

Make a jigsaw	Bake something nice	Build a fort somewhere in your house and play inside	Make your bed and clean your bedroom
Call a family member and tell them your news	Do a Cosmic Kids yoga on youtube	Set up an obstacle course and see how fast you can complete it	Dress up and have fun
Choose your favourite board game and play it with your family	Snuggle up on the couch with your favourite book	Experiment with some toys, which float / sink?	Make a card and send it to one of your friends
Get some pillows and blankets, lie down and listen to some music	Sound bingo A-Z Can you find things in your house to begin with each letter?	Make a lego / block maze, try it out with a marble	Do 1 job to help out around the house

Dear Parents,

I hope you are all keeping well. Again, please inform me of any difficulties you or your child may be experiencing with any of the work set so I can help or change a few things, where possible, to make things easier for everyone.

Above is a menu of work to work from for the week. Get what you can completed but don't worry if you don't get around to all of it.

Videos for Gaeilge, Maths and English will be uploaded to Seesaw each night.

Don't worry if you don't complete a task on the assigned day. They will remain up to be completed at a time that suits you.

I will send a separate document of answers if you wish to correct their work or allow them to self-correct. However, I will be available to correct any work completed by your child. Just send me a picture of it on Seesaw and I will correct it and respond back.

Due to scheduled parent teacher meetings there will not be a class zoom call this week.

Finally, please remind children about CUPS when they are completing their writing.

### **C-Capital Letters**

**U- Understanding** (Does it make sense?)

**P-Punctuation** (full stops, question marks '?', explanation marks '!')

### **S-Spellings**



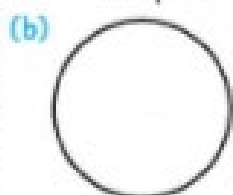

Kind Regards,


Ms Dempsey – [msdempsey@breens.ie](mailto:msdempsey@breens.ie)

Ms Carberry – [mscarberry@breens.ie](mailto:mscarberry@breens.ie)

## Fractions – Halves ( $\frac{1}{2}$ ) and quarters ( $\frac{1}{4}$ )

1. Colour a quarter of each shape.




2.  This pizza in the shape of a circle has been cut into equal pieces. Each piece is called a . Colour 2 quarters of the pizza.

(a) 2 quarters =  half

(b)  $\frac{2}{4} =$

3. Colour  $\frac{1}{4}$  of each set of objects.



(i)  is  $\frac{1}{4}$  of 16

(ii)  is  $\frac{2}{4}$  of 16

(iii)  is  $\frac{3}{4}$  of 16

(iv)  is  $\frac{4}{4}$  of 16



(i)  is  $\frac{1}{4}$  of 12

(ii)  is  $\frac{2}{4}$  of 12

(iii)  is  $\frac{3}{4}$  of 12

(iv)  is  $\frac{4}{4}$  of 12



(i)  is  $\frac{1}{4}$  of 20

(ii)  is  $\frac{2}{4}$  of 20

(iii)  is  $\frac{3}{4}$  of 20

(iv)  is  $\frac{4}{4}$  of 20

4. Fill in the correct sign (<, > or =).

(a)  $\frac{1}{4}$    $\frac{1}{2}$

(b)  $\frac{2}{4}$    $\frac{1}{2}$

(c)  $\frac{1}{2}$    $\frac{3}{4}$

(d)  $\frac{3}{4}$    $\frac{1}{4}$

(e)  $\frac{3}{4}$    $\frac{2}{4}$

(f)  $\frac{1}{4}$   1

(g)  $\frac{2}{2}$   1

(h)  $\frac{2}{2}$    $\frac{4}{4}$

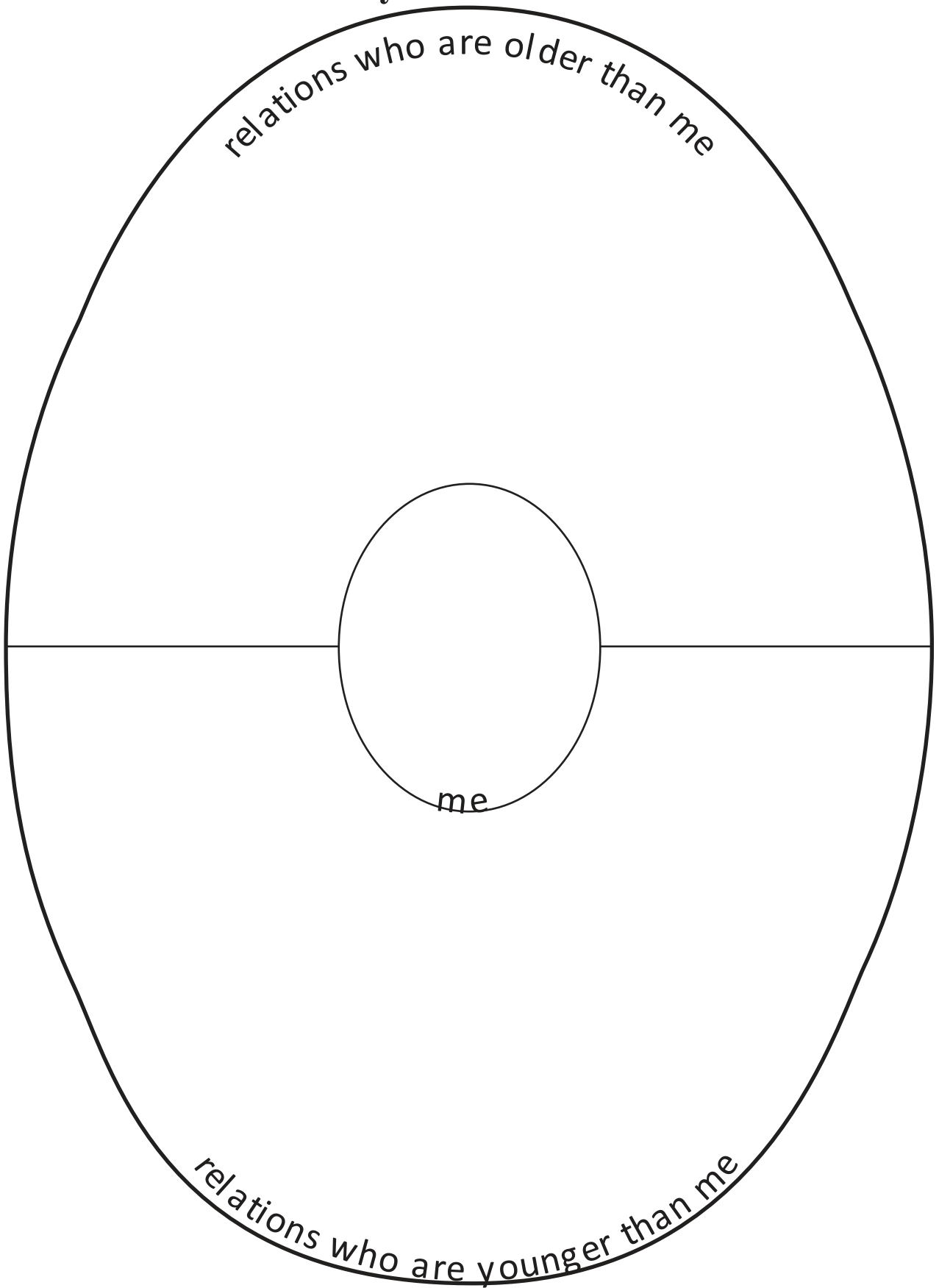
5.  I had 40 marbles. I gave half of them to Miranda. How many did Miranda get?

6. I had 40c. I spent  $\frac{1}{4}$  of it. How much money did I spend?  c

### Challenge

Ashling spent  $\frac{1}{4}$  of her . Avril spent  $\frac{1}{2}$  of . How much altogether did they spend between them?  c

## My relations



# Lainey's Box of Delights



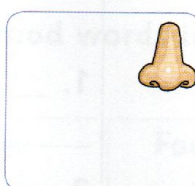
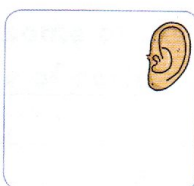



## Before Reading Brainstorming

**WALT:** Make predictions based on words and images.



What can you see, hear, smell, taste and touch when you read the title?



If you could have anything to eat now, what would it be?

My food wish: \_\_\_\_\_



Word weaver: The words below appear in the text. Can you predict what the text might be about?



Masterchef

Nana

inspired

cakes

cheese

practise

My prediction: \_\_\_\_\_



Use the illustrations to help you predict the steps in this recipe.

Step 1: \_\_\_\_\_

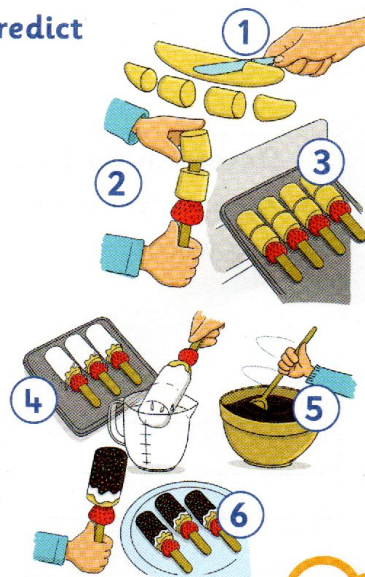
Step 2: \_\_\_\_\_

Step 3: \_\_\_\_\_

Step 4: \_\_\_\_\_

Step 5: \_\_\_\_\_

Step 6: \_\_\_\_\_



**Strand:** Oral Language **Element:** Exploring and Using LO 9  
**Strand:** Reading **Element:** Exploring and Using LO 9

**Draw and name some of your relations in the family wall.**

my grandparents' generation				
my parents' generation				
my generation				



## During Reading Book Talk

WALT: Use reading strategies.

**A**  Use the strategies in blue to help you complete the tasks.

### Visualising

Choose one recipe and draw the steps.



### Questioning

Write two 'I wonder' questions about the story.



1. \_\_\_\_\_

2. \_\_\_\_\_

### Making connections

What does this story remind you of?



### Predicting

What do you think Lainey will do between now and the competition?



### Determining Importance

Choose one recipe and pick out the key words



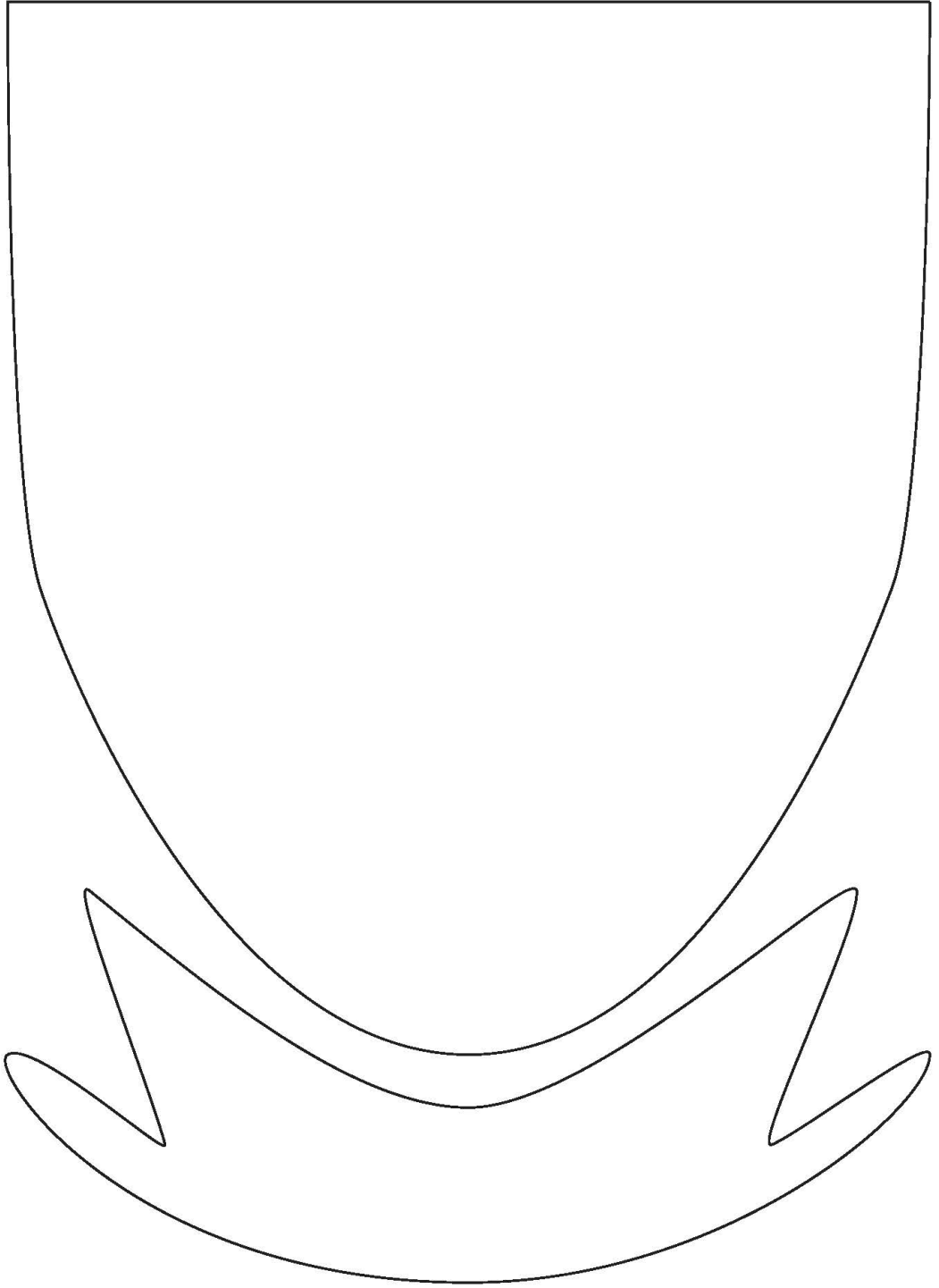
### Clarifying

Was there anything that confused you?




## My family shield

Design a shield that tells something about your family. Write your family name in the space at the bottom.




## Understanding

**WALT:** Use time connectives; identify facts; use food vocabulary.


**A**  **Time connectives:** Choose one of the recipes in the text and retell it using time connectives.

FW

In the beginning		First of all	Firstly	Secondly
Thirdly	Then	Next	Later	After that
Afterwards	Eventually	Finally	Last of all	In the end

**B**  List some of the food words in the text and draw an image of each.



Food word	Image	Food word	Image
strawberries			

**Strand:** Reading **Element:** Understanding LO 2

**Strand:** Writing **Elements:** Understanding LO 5; Exploring and Using LO 9



## People at Work: Interview Questionnaire

1. What is the occupation?

---

2. What do you do in your job?

---

---

---

3. What do you like about it?

---

---

---

4. Did you need any qualifications/experience to  
get the job?

---

---

---



## After Reading Comprehension

**WALT:** Recall information about the text and give our own opinions; study words.

### **A** **Text detective**




1. What has Lainey wanted to be since the age of four?  
\_\_\_\_\_
2. Who inspired Lainey to become a Junior Masterchef?  
\_\_\_\_\_
3. Where must the banana pops go for one hour?  
\_\_\_\_\_
4. What kind of water should you boil the asparagus in?  
\_\_\_\_\_
5. Why should you wash the potatoes?  
\_\_\_\_\_

### **B** **Digging deeper: Discuss.**

1. What other method could you use to melt the chocolate?
2. Which recipe do you think is the healthiest and why?
3. What would happen if you skipped a step in a recipe?
4. What does Nana Smith mean when she says, "If at first you don't succeed, try, try and try again"?
5. Create a shopping list of the ingredients that you would need for the recipes.
6. Which recipe would be the easiest/hardest? Why?

### **C** **Word study: Choose three action verbs in the text and complete the following for each:**

1. Draw a picture to show its meaning.
2. Write it three times using different colours.
3. Put it into a sentence to show its meaning.



FW